



OPTIONAL ACCESSORIES AND TOOLS



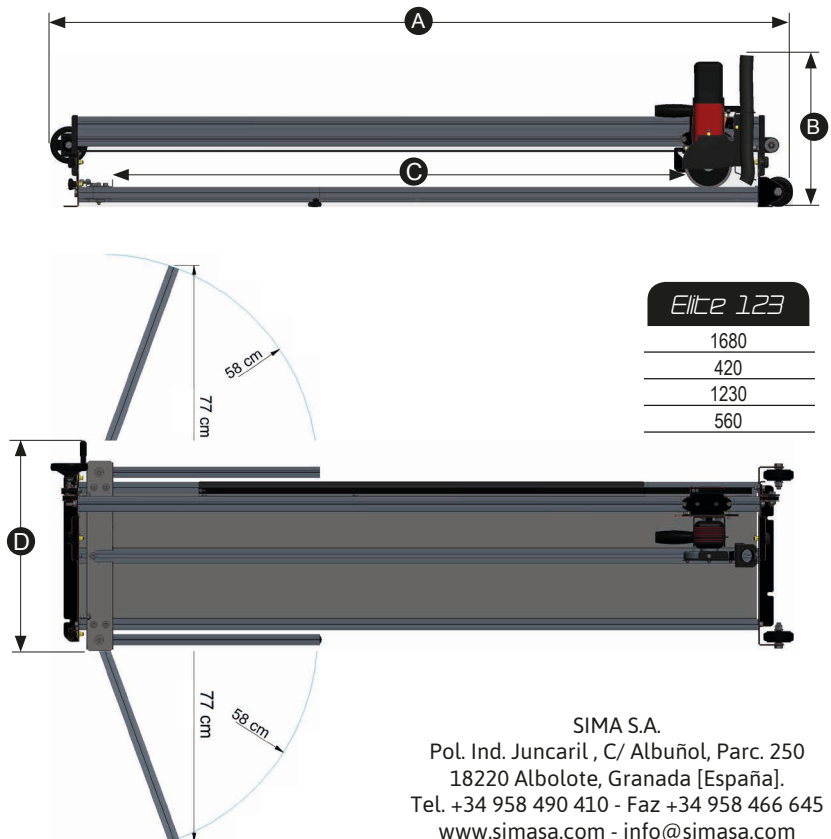
INCLUDED ACCESSORIES AND TOOLS



TECHNICAL FEATURES

Elite 123	
Voltage / (Hz)	230 V / (50-60) Hz
Power	1,3Kw / 0,95 Hp
Ø External blade	125 mm
Ø Internal blade	22,2 mm
Maximun blade width	4 mm
Maximun Cutting Lenght	1230 mm
Cutting Depth (1 pass)	22 mm
Cutting Depth (2 pass)	35 mm
Cutting Depth 45°	20 mm
Lwa dB (A)	102
a <sub>hw</sub> m/s <sup>2</sup>	5
Net Weight	35 Kg
Gross Weight	40 Kg
Packaging Dimensions	1700 x 580 x 450

CUTTING PARAMETRES			
	m/s	Materials	m/s
1	19	Ceramic tiles	25-30
2	22	Granits	25-35
3	34	Porcelain tiles	20-30
4	46	Slate	40-50
5	59	Marble	40-50
6	62	Terrazo	40-50





NEW  
**Elite**  
TILE CUTTER



INTELLECTUAL  
PATENTED  
PROPERTY

# CUTTING TILES WITHOUT DUST? YES, WE CAN!





# Antidust System

## THE PERFECT SOLUTION FOR INDOORS CUTTING

- Adaptable to any domestic vacuum cleaner with water filter.
- Vacuum cleaner not included in the machine Price.





## COMPETITIVE ADVANTAGES

1. Clean cut clear of 95% of the dust raised by the cutting.
2. Can be used indoors even in furnished apartments.
3. Quick and clean.

## Special cuts: 45°, Windows, drip grooves and Slots




## THE MOST VERSATILE MACHINE IN THE SEGMENT

The swinging head combines with the bridge allows perfect slots or Windows with a high quality finishing and without needing to use other tools.



# Anti-Turn Support Arms

- EXTENDABLE ARMS FOR LARGER SLABS.
- CAN BE USED WHILE THE MACHINE RESTS ON EASELS OR ON THE FLOOR.
- SLIDING ANTI-TURN SELF LOCKERS.



Optional easels (not included in the machine price)

## PARTS OF THE MACHINE

